






## Burglar Deterrent



### Instructions

1. Aim the FakeTV unit at translucent shades, curtains, or blinds. Position FakeTV so that it lets the light out, but you cannot see the FakeTV unit from outside. If you are using FakeTV on an upper floor you can use it without blinds. Plug the AC adapter into the FakeTV unit, and into an outlet.

2. Place the switch in the DUSK + 5 HRS position. One dimly lit green LED indicates FakeTV is getting power. When it becomes dusk outside, and thus dark in the room (0.5 lux, or almost pitch black), the FakeTV LEDs will turn on to simulate television. FakeTV will then run for about five hours before shutting off again. The following evening, FakeTV will turn on again.

Alternatively, you can give the appearance of a television left on all the time by leaving the FakeTV switch in the "ON" position. If you wish to have the FakeTV on at times other than those provided by the light sensor, turn the FakeTV unit to "ON" and plug the AC adapter into an external timer.

3. Avoid these mistakes: The FakeTV unit must not be directly visible from outside the house. Do not use FakeTV with a window that is too well lit with exterior lighting. Do not put a light on a timer or any other light source in the same room with FakeTV.

## Keep Your Stuff!

### *Practical Burglary Prevention Tips*

- 1. Make your home look lived in.** You have taken a great first step with FakeTV! A burglar will usually circle a property looking for signs of life and the easiest point of entry. A FakeTV conveys the impression of "alive." To make a good first impression from the street, we also recommend a light on a timer in a different room than FakeTV.
- 2. Don't leave obvious signs that the house is unoccupied.** Stop the mail and paper when you leave town, or have a neighbor take it in. Arrange for lawn care as needed. And, don't leave notes on the door! ("Dear thieves...")
- 3. Get to know your neighbors.** This will give you a more pleasant, well connected life, as well as making a burglary less likely. They can keep your spare key and watch your home during your absence.
- 4. Keep your vacation status off public social networking pages.** Some burglars use these sites to identify "safe" targets.
- 5. Make your home hard to get into.** You need good locks. Your hidden outdoor key is probably not as cleverly hidden as you think it is. If you have an alarm system, by all means use it.
- 6. Remove obvious temptations.** Take a walk around your property and make sure you cannot see any easily pawned valuables through uncovered windows. Are there any ladders left out, or particularly easy or well-concealed access points?
- 7. Prepare for the worst.** Backup and password protect your computer. Make a quick run through around the house with a video recorder, talking aloud about your valuables. This could make it easier if you should need to file an insurance claim.

See [FakeTV.com](http://FakeTV.com) for more crime prevention tips.



FakeTV is for indoor use only. Do not submerge in water.  
Operating temperature range: -40C(-40F) to +40C(104F). May be left on continuously. Use only with supplied adapter.

**WARRANTY** Hydreon Corporation warrants this product for three years. Consequential damages are not covered; neither FakeTV nor any other burglar deterrent can guarantee you will never have a break-in. See [FakeTV.com](http://FakeTV.com) for more warranty details.



© Hydreon Corporation. "FakeTV" is a registered trademark of Hydreon Corporation. This product is manufactured under the following US Patents: 7,365,649, 7,755,470, 7,719,435  
Hydreon Corporation  
Eden Prairie, MN USA  
Doc -01-003-001 rev 10/2013  
**Made in China**